

Job Posting Analytics

Emsi Q1 2019 Data Set

February 2019

Indiana Department of Workforce Development



10 N. Senate Ave.
Indianapolis, Indiana 46204
317-232-7732

Parameters

Regions

Code	Description
18037	Dubois County, IN
18051	Gibson County, IN
18083	Knox County, IN
18123	Perry County, IN
18125	Pike County, IN
18129	Posey County, IN
18147	Spencer County, IN
18163	Vanderburgh County, IN
18173	Warrick County, IN

Industry Sector (2-Digit)

Results should include

Code	Industry Sector (2-Digit)
31	Manufacturing

Minimum Experience Required

Any

Education Level


Any

Keyword Search

Timeframe

Jan 2018 - Dec 2018

Job Postings Summary

5,082 Unique Postings 19,343 Total Postings	4 : 1 Posting Intensity Regional Average: 4 : 1 	31 days Median Posting Duration Regional Average: 28 days
---	--	---

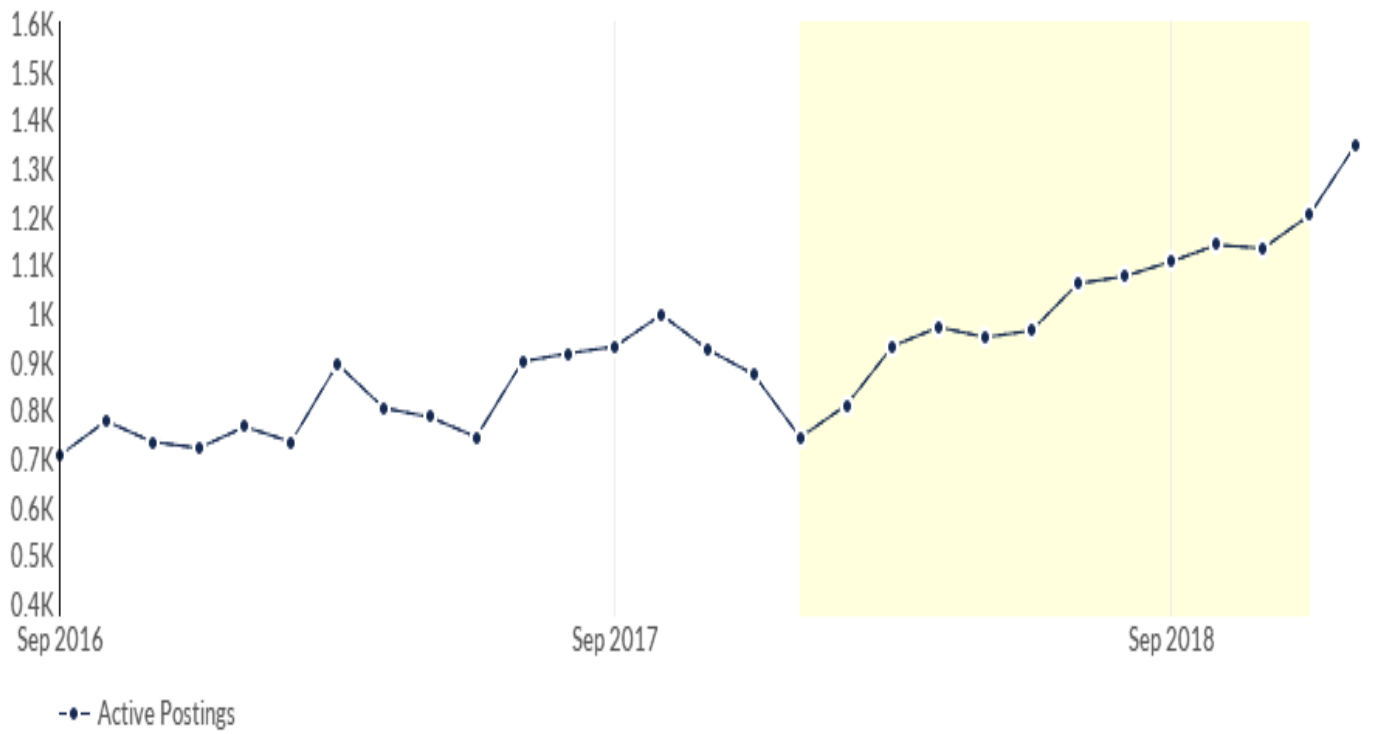
There were **19,343** total job postings for your selection from January 2018 to December 2018, of which **5,082** were unique. These numbers give us a Posting Intensity of **4-to-1**, meaning that for every 4 postings there is 1 unique job posting. This is close to the Posting Intensity for all other occupations and companies in the region (4-to-1), indicating that they are putting average effort toward hiring for this position.

Job Postings Regional Breakdown



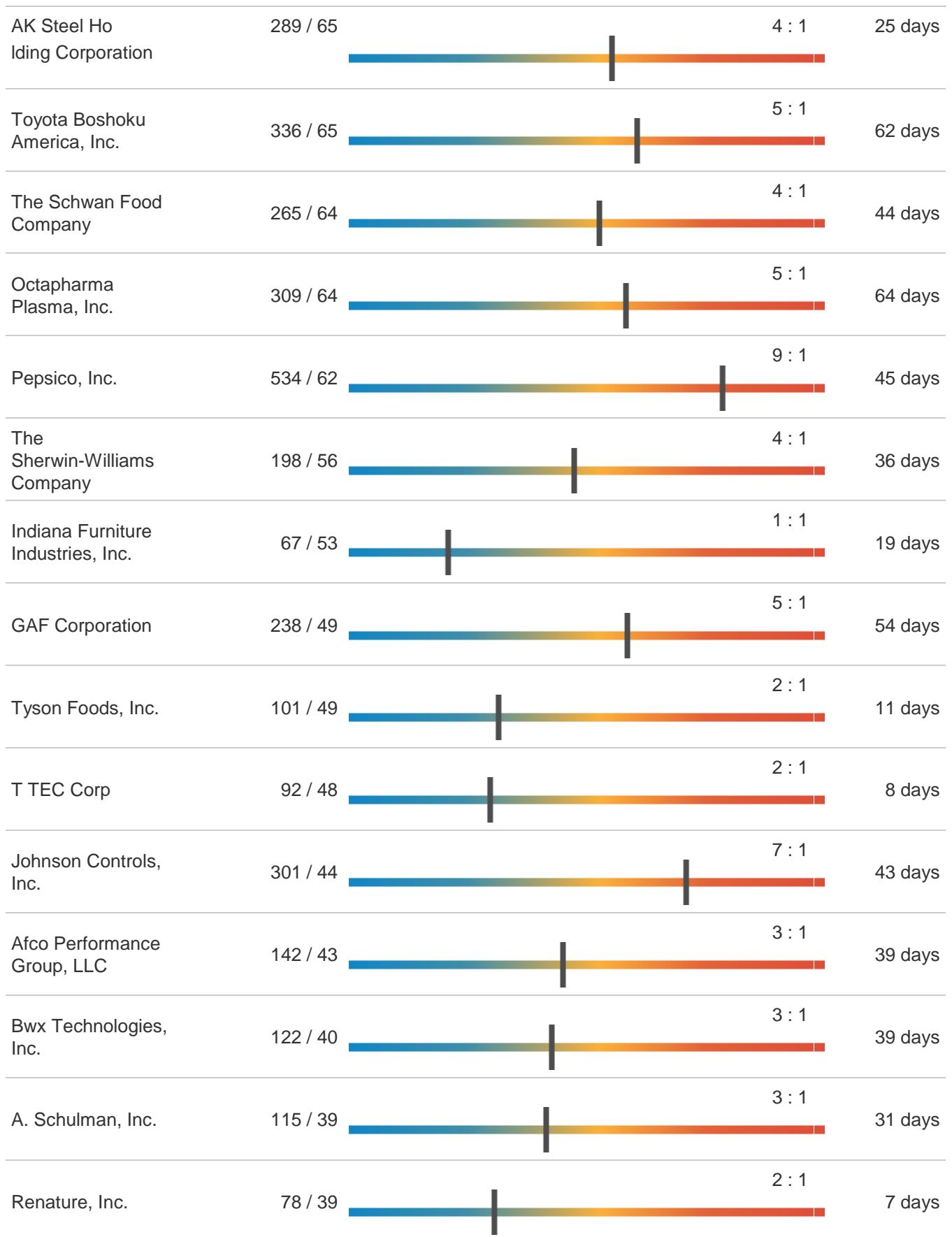
County	Unique Postings (Jan 2018 - Dec 2018)
Vanderburgh County, IN	2,530
Dubois County, IN	1,099
Warrick County, IN	383
Gibson County, IN	278
Perry County, IN	219

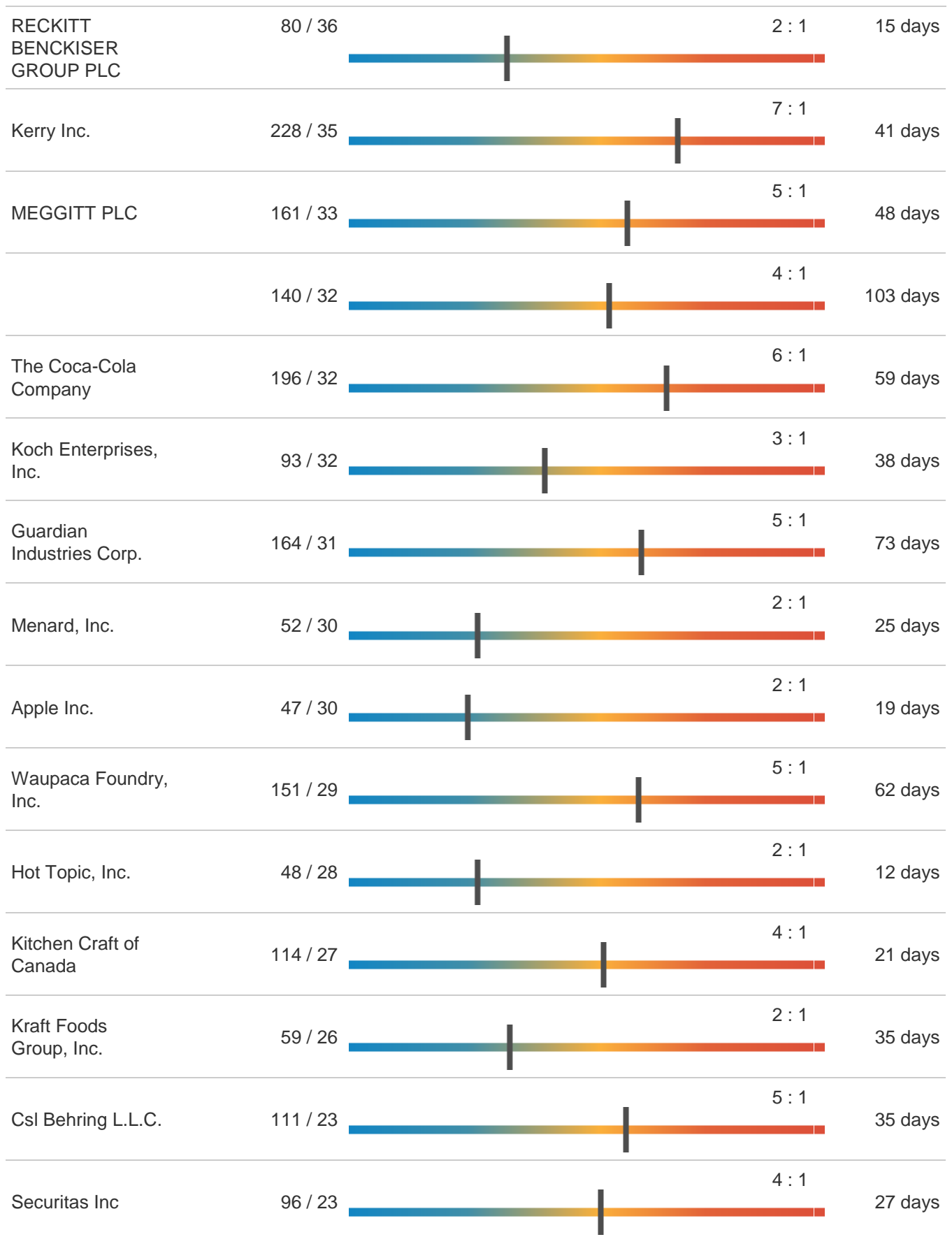
Monthly Active Postings

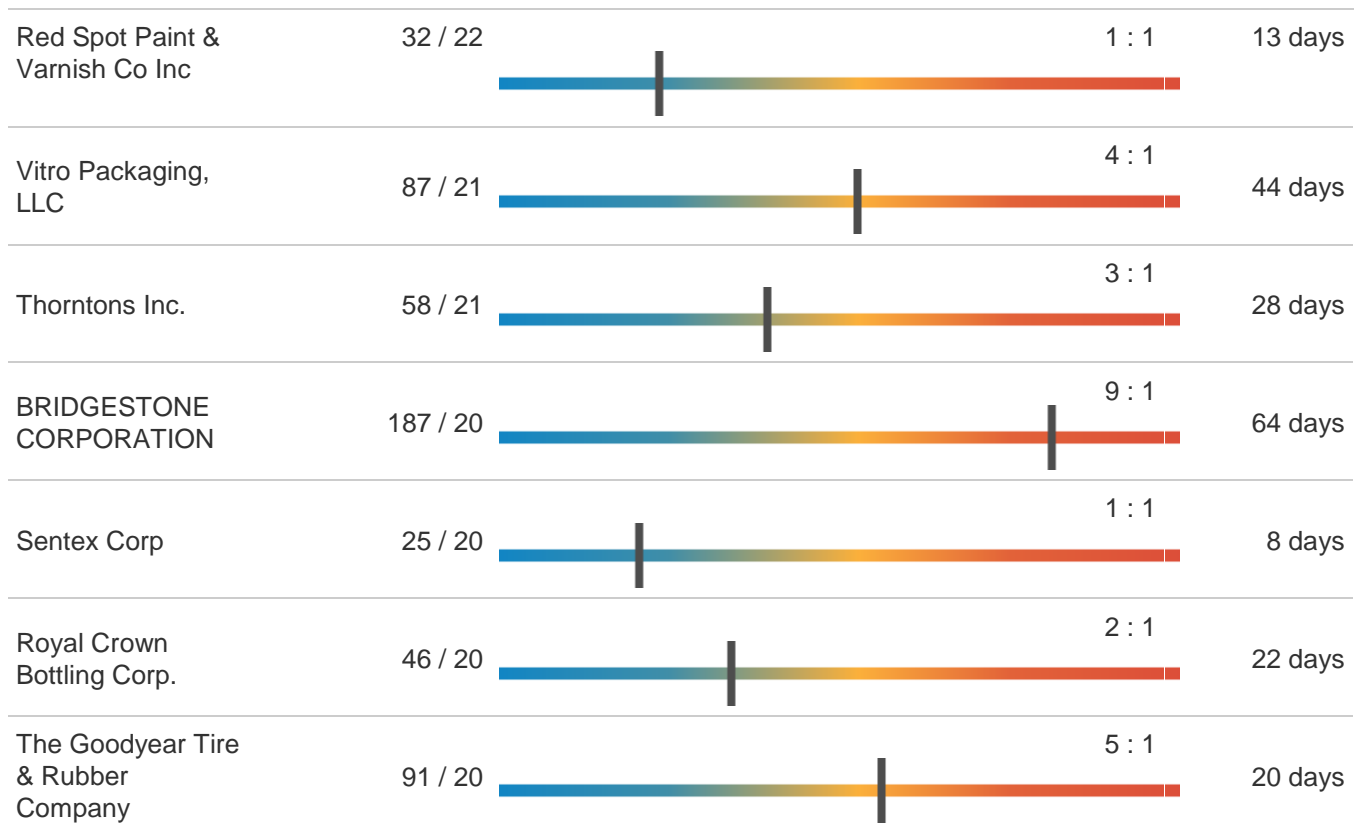


Top Companies Posting

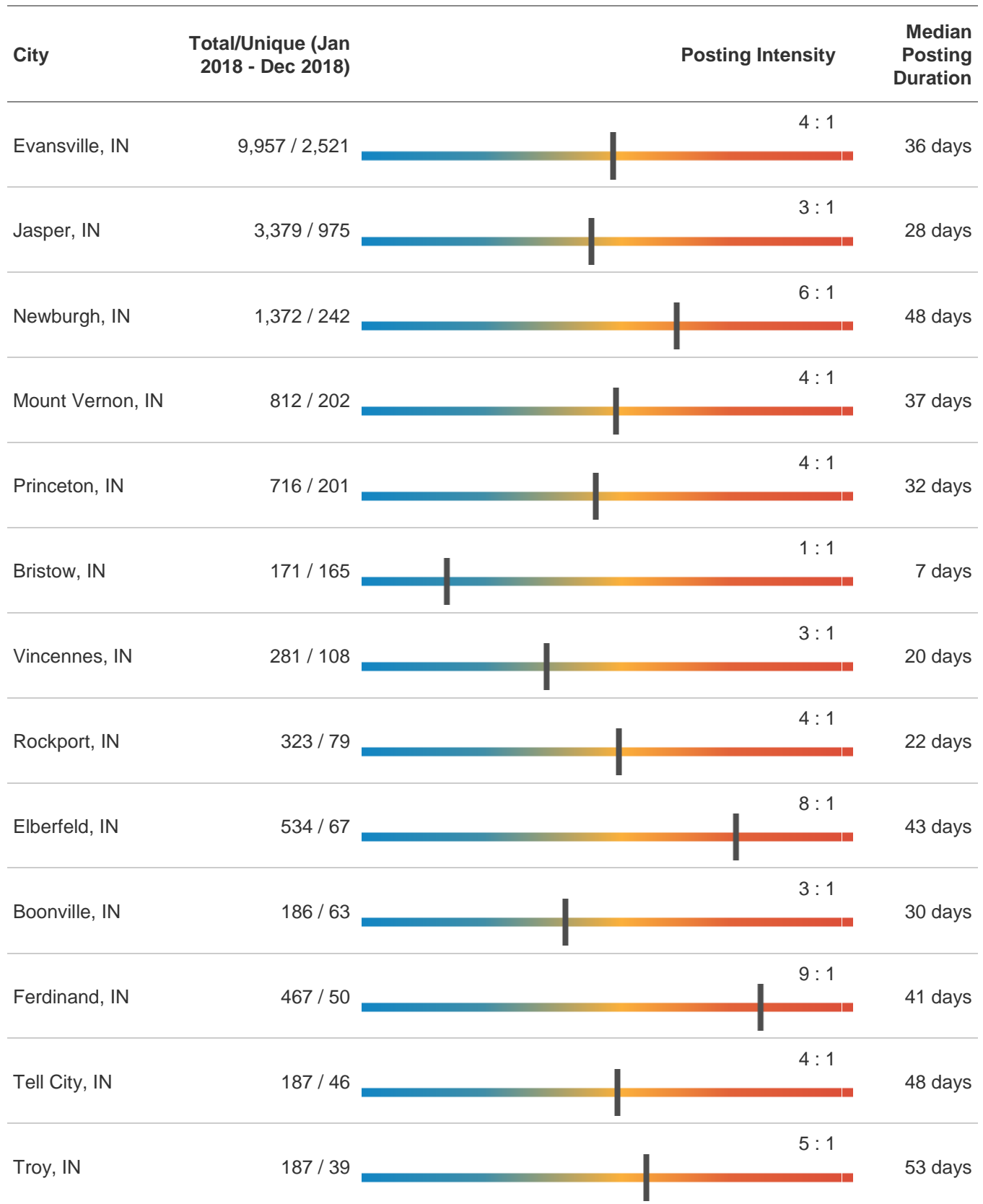
Company	Total/Unique (Jan 2018 - Dec 2018)	Posting Intensity	Median Posting Duration
Kimball International, Inc.	1,363 / 474	3 : 1	28 days
Berry Plastics Corporation	1,226 / 332	4 : 1	46 days
Berry Global Group, Inc.	720 / 215	3 : 1	37 days
Alcoa Inc.	1,299 / 205	6 : 1	50 days
Masterbrand Cabinets, Inc.	1,115 / 177	6 : 1	38 days
Cisco Systems, Inc.	165 / 160	1 : 1	7 days
Kimball Electronics, Inc.	732 / 158	5 : 1	36 days
Matheson Tri-Gas, Inc.	219 / 124	2 : 1	12 days
Mead Johnson Nutrition Company	488 / 123	4 : 1	45 days
Cintas Corporation	659 / 122	5 : 1	39 days
Ameriquel Group, LLC	367 / 117	3 : 1	40 days
Packaging Corporation of America	287 / 107	3 : 1	30 days
American Consumer Products Corporation	209 / 67	3 : 1	16 days

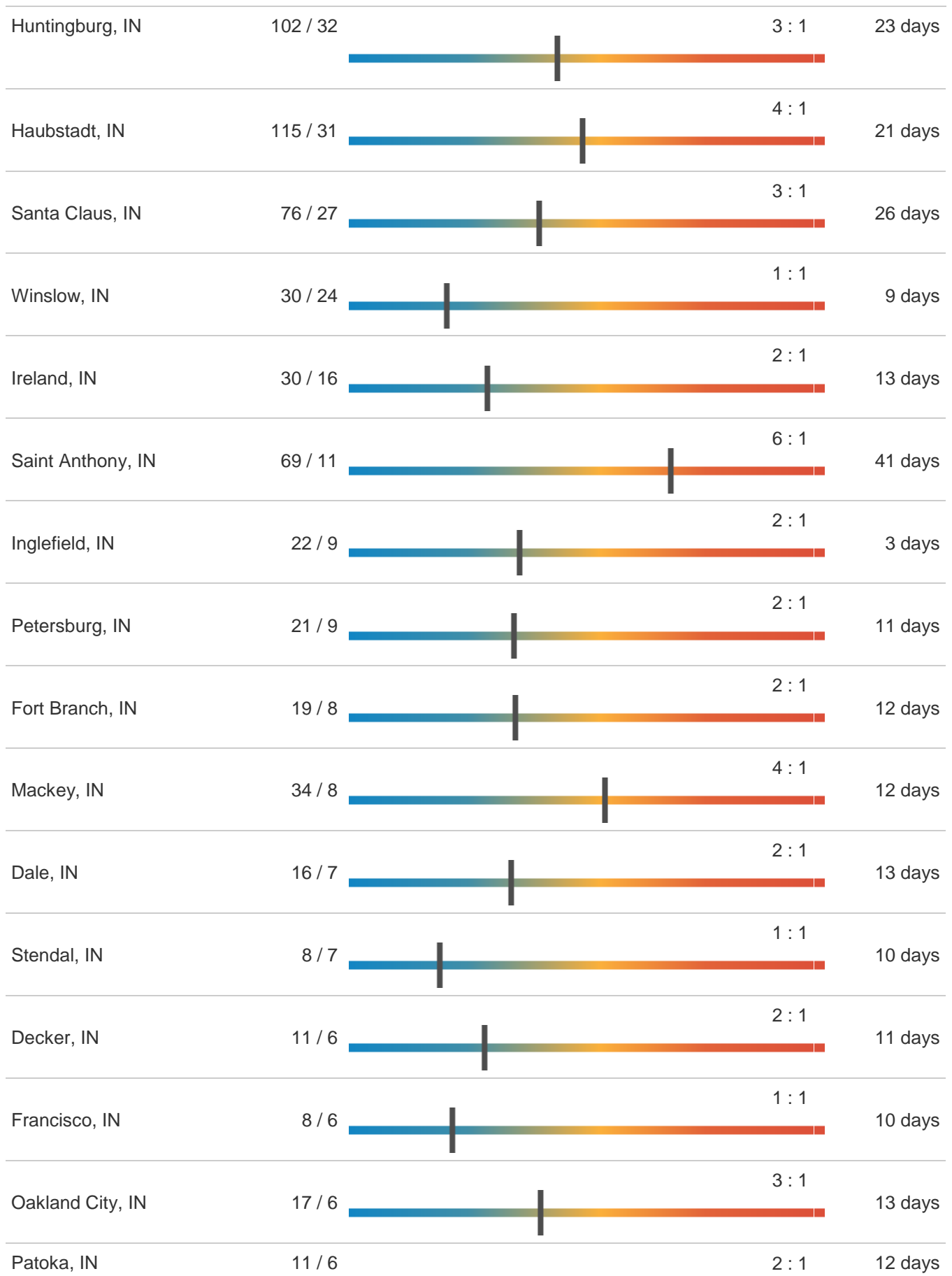


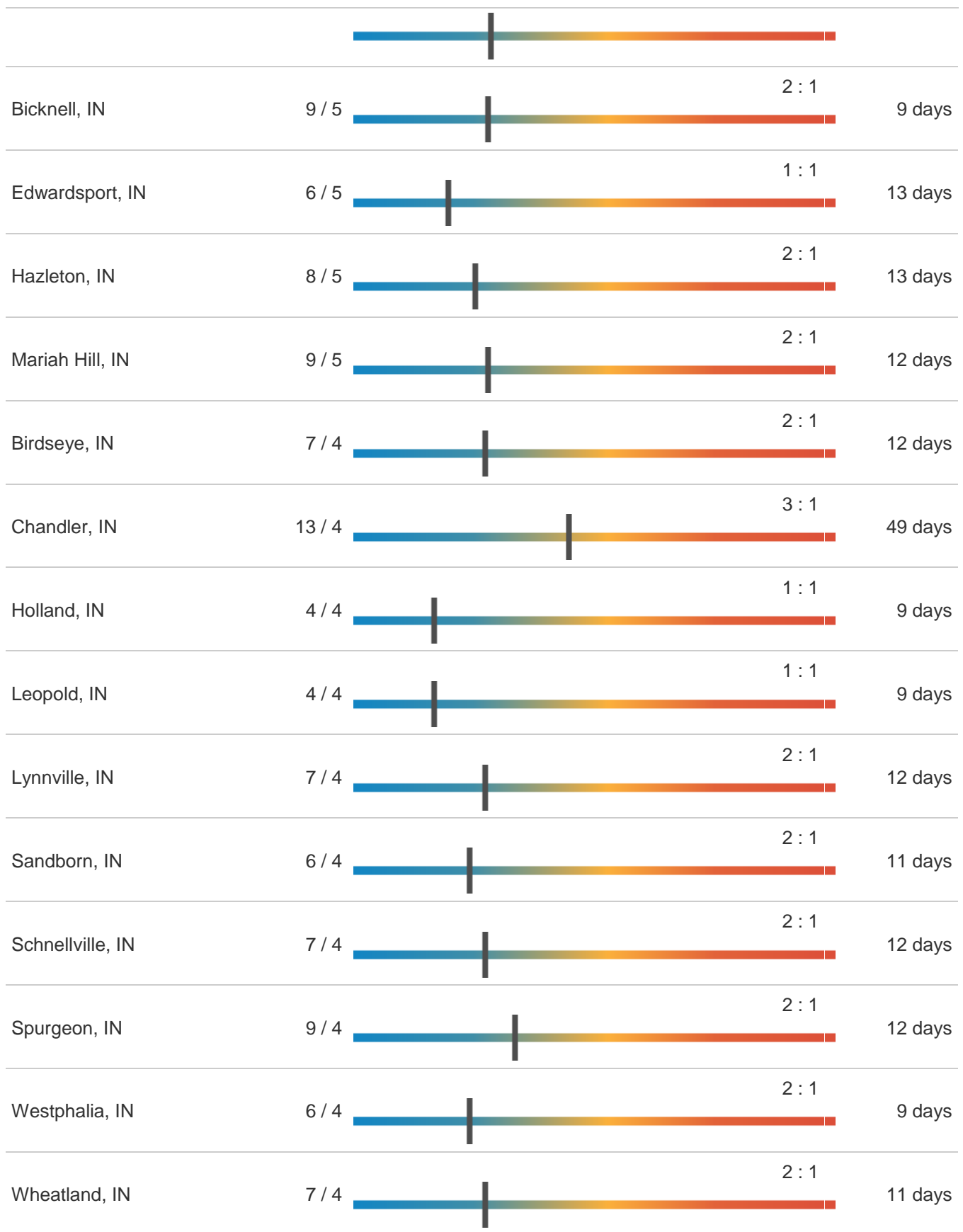


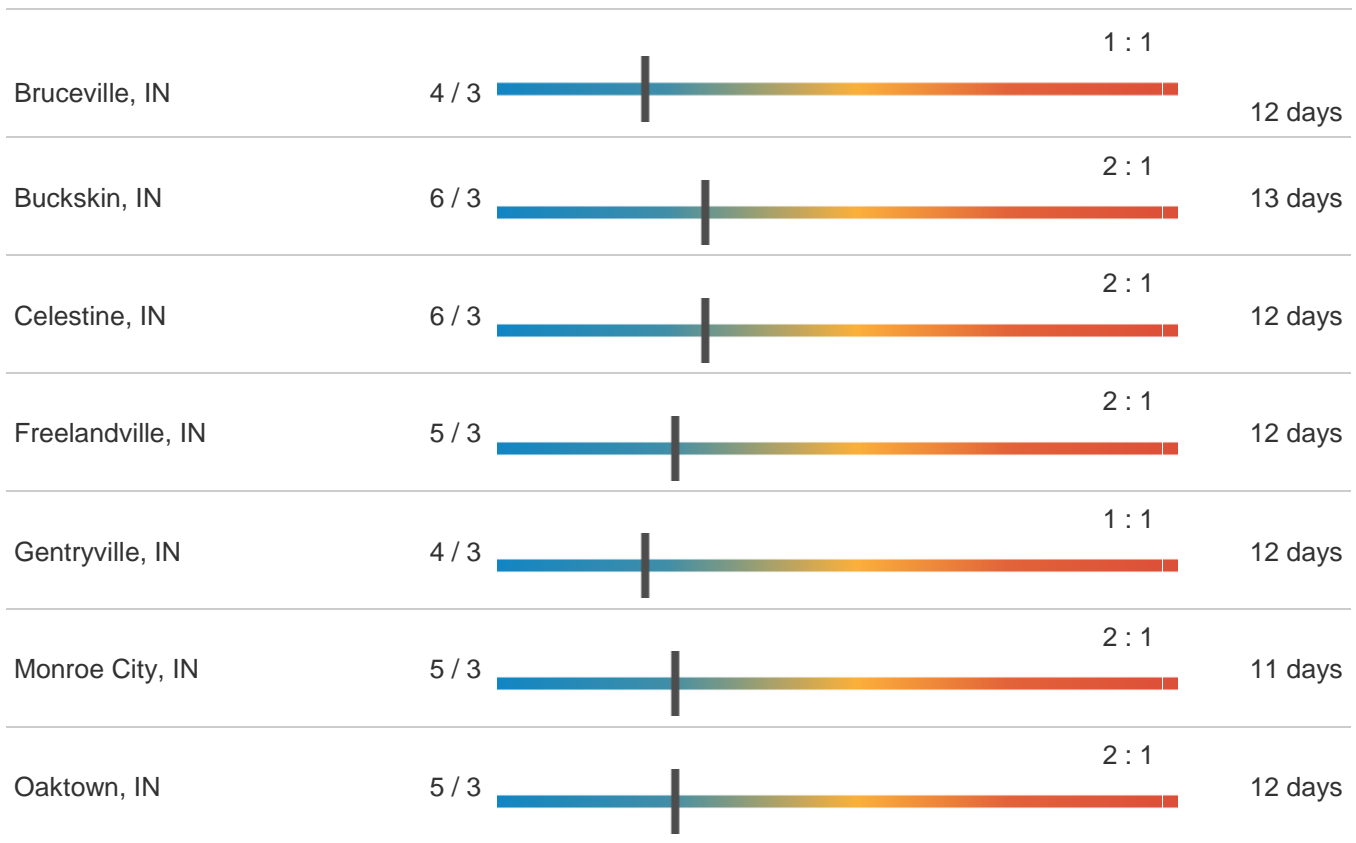


Top Cities Posting



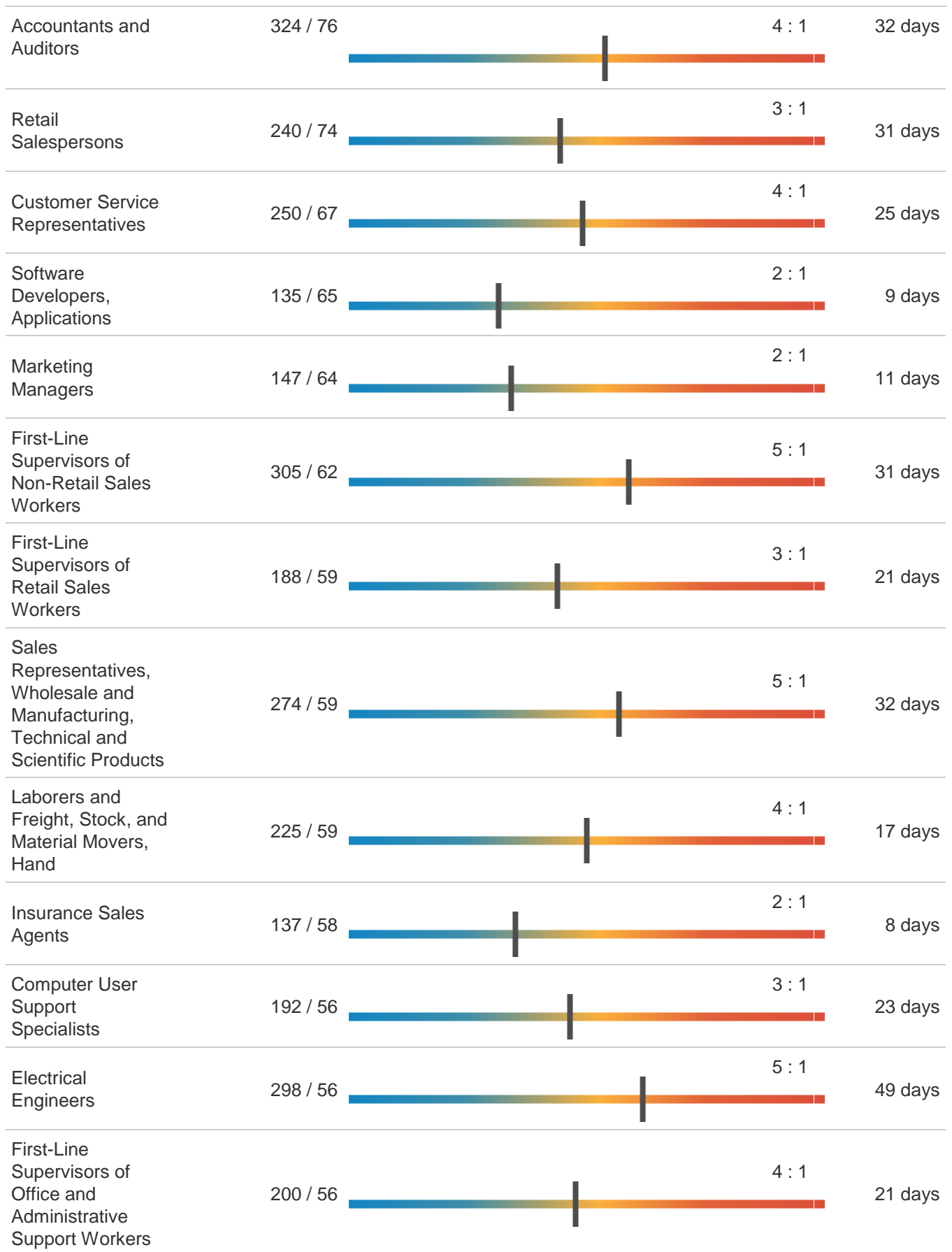


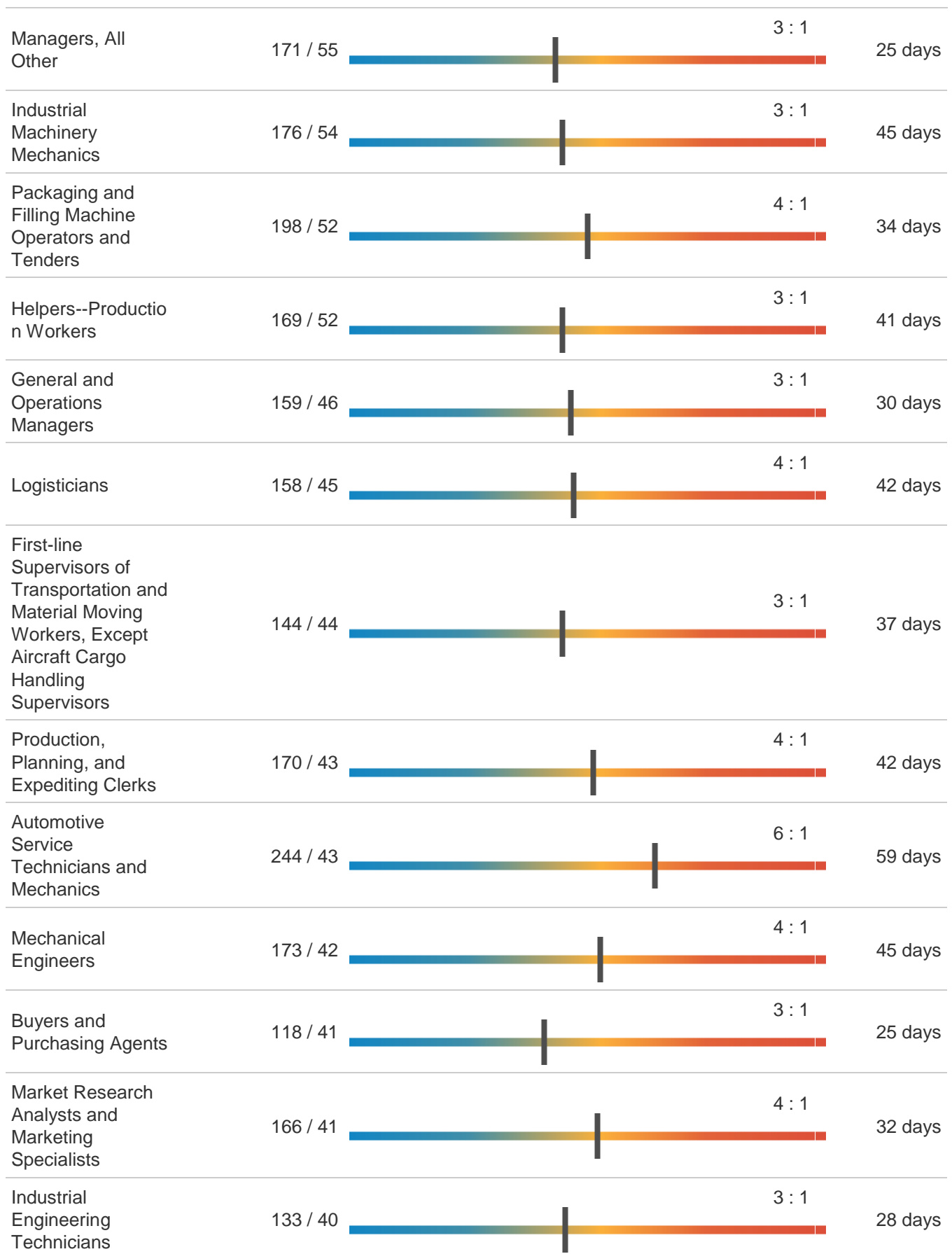


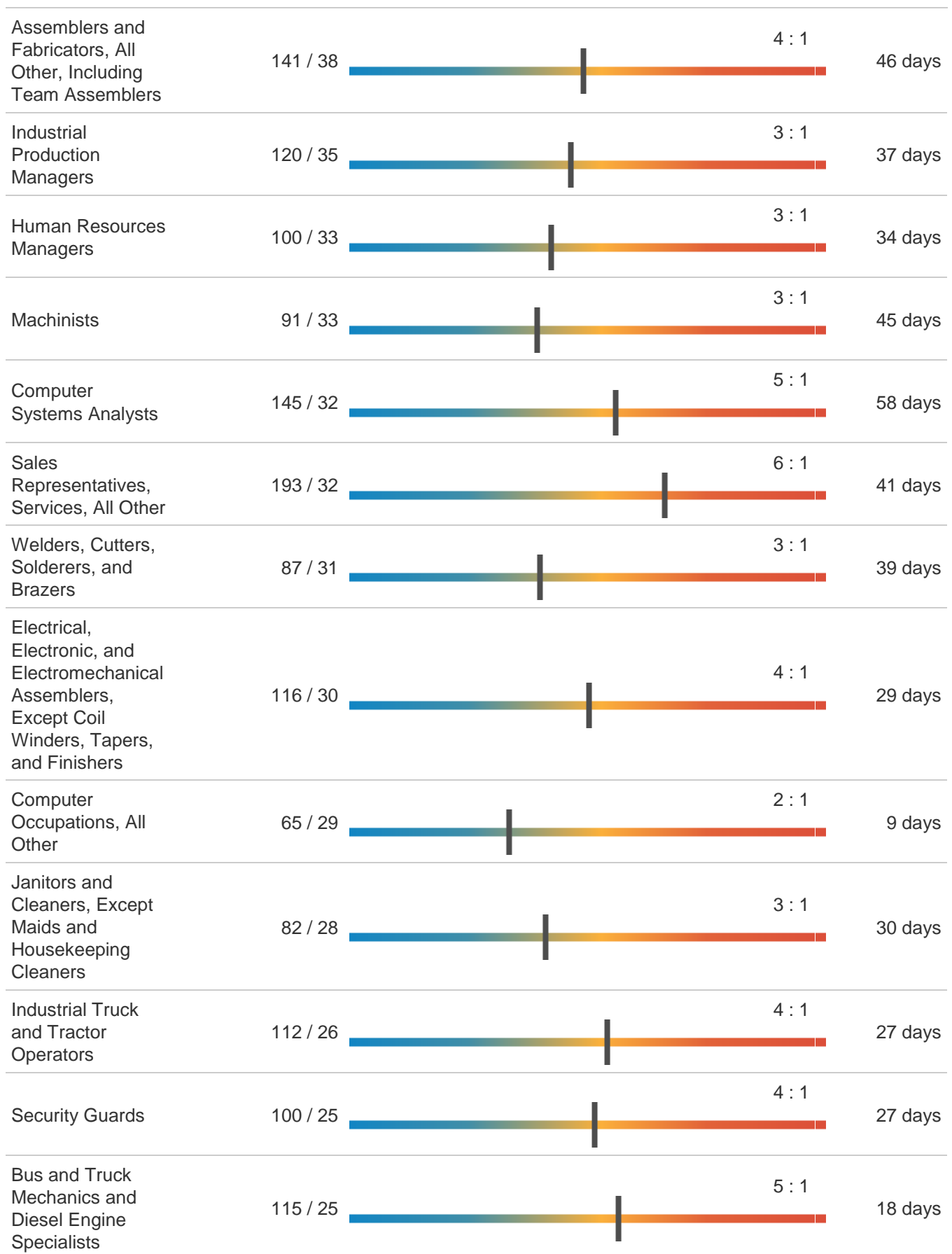


Top Posted Occupations

Occupation (SOC)	Total/Unique (Jan 2018 - Dec 2018)	Posting Intensity	Median Posting Duration
First-Line Supervisors of Production and Operating Workers	1,642 / 298	6 : 1	37 days
Industrial Engineers	1,084 / 272	4 : 1	44 days
Maintenance and Repair Workers, General	930 / 195	5 : 1	46 days
Heavy and Tractor-Trailer Truck Drivers	424 / 186	2 : 1	12 days
Inspectors, Testers, Sorters, Samplers, and Weighers	542 / 151	4 : 1	33 days
Sales Representatives, Wholesale and Manufacturing, Except Technical and Scientific Products	458 / 129	4 : 1	33 days
Stock Clerks and Order Fillers	679 / 122	6 : 1	35 days
Driver/Sales Workers	489 / 113	4 : 1	46 days
First-Line Supervisors of Mechanics, Installers, and Repairers	503 / 102	5 : 1	39 days
Sales Managers	234 / 99	2 : 1	31 days
Production Workers, All Other	485 / 82	6 : 1	46 days

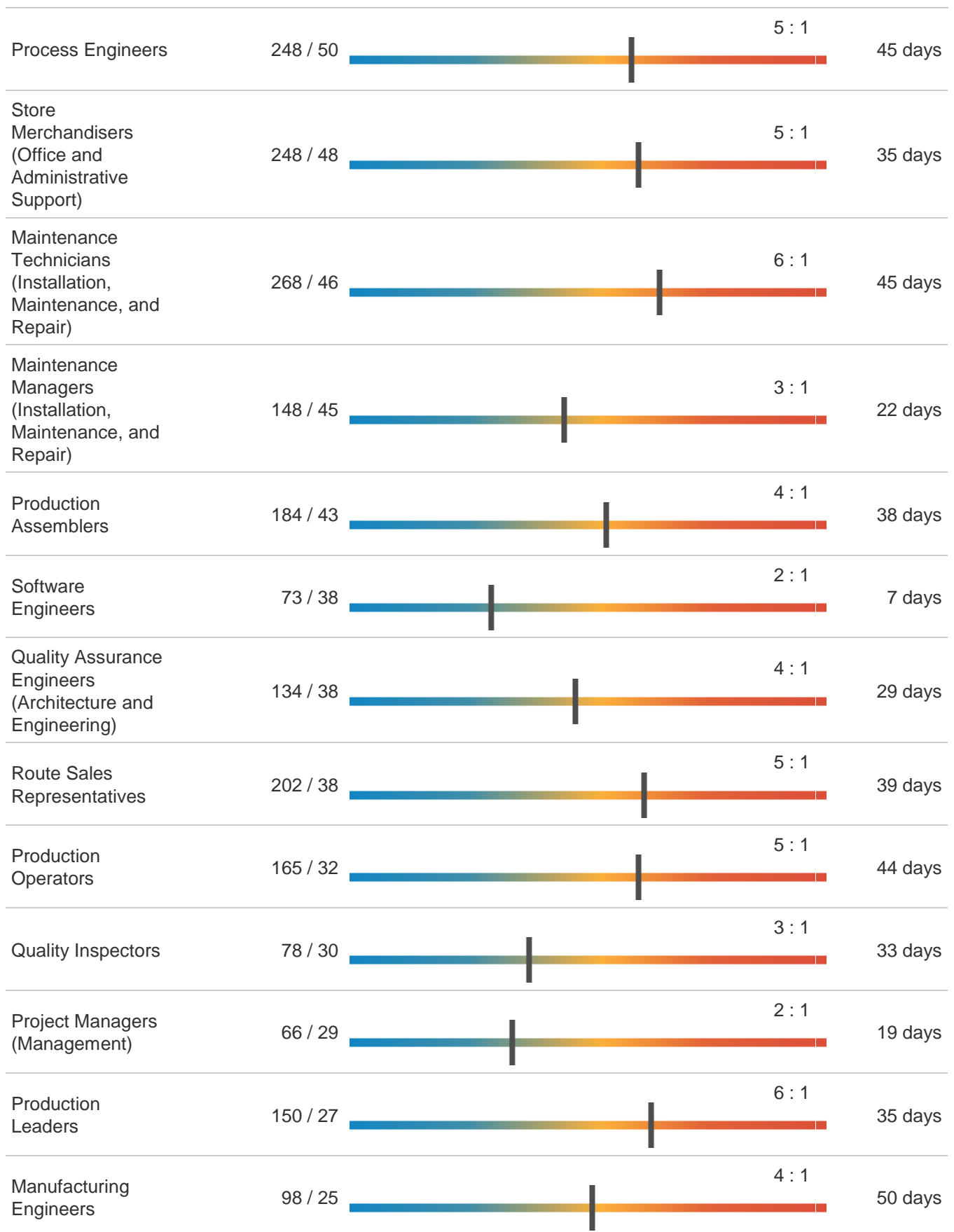


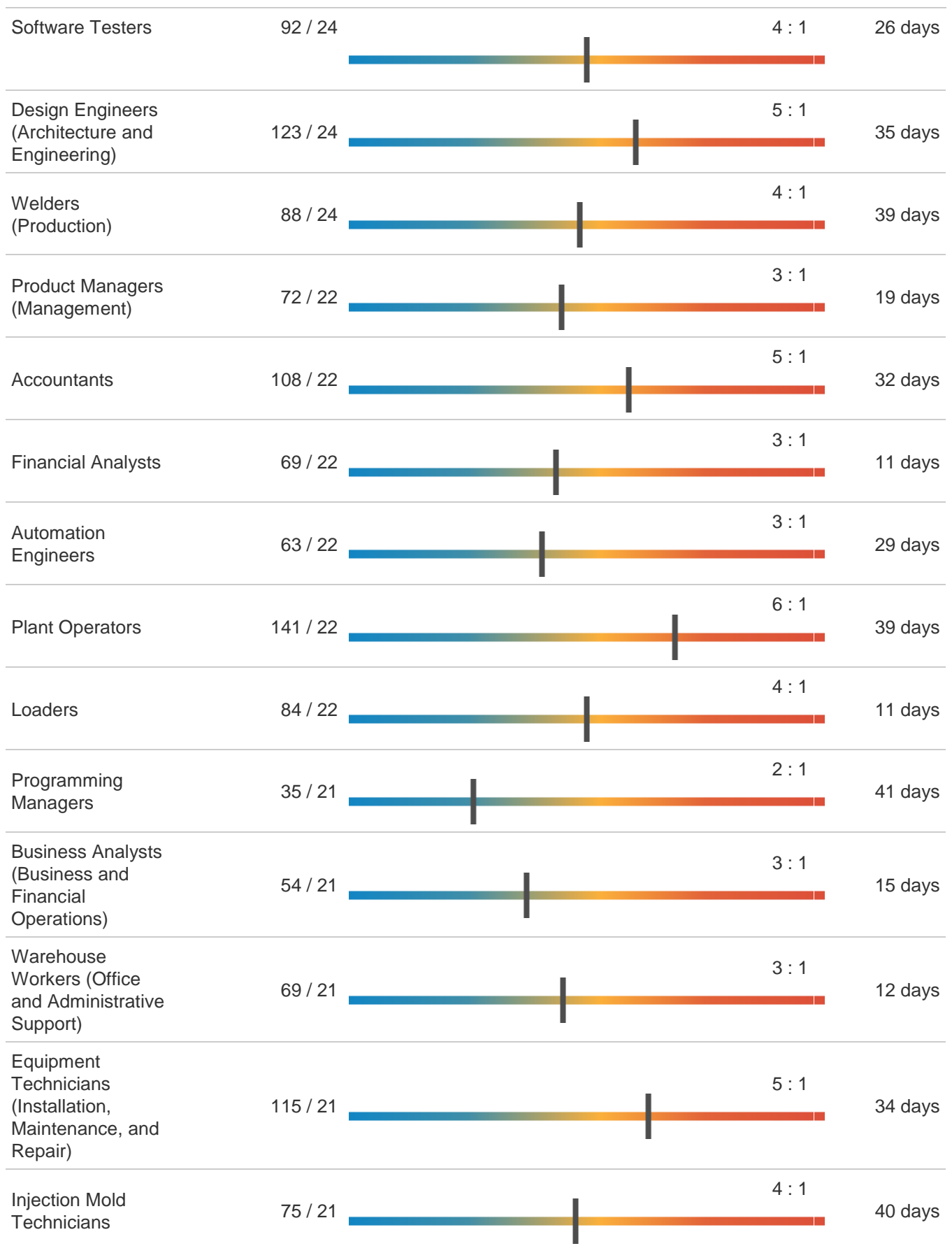


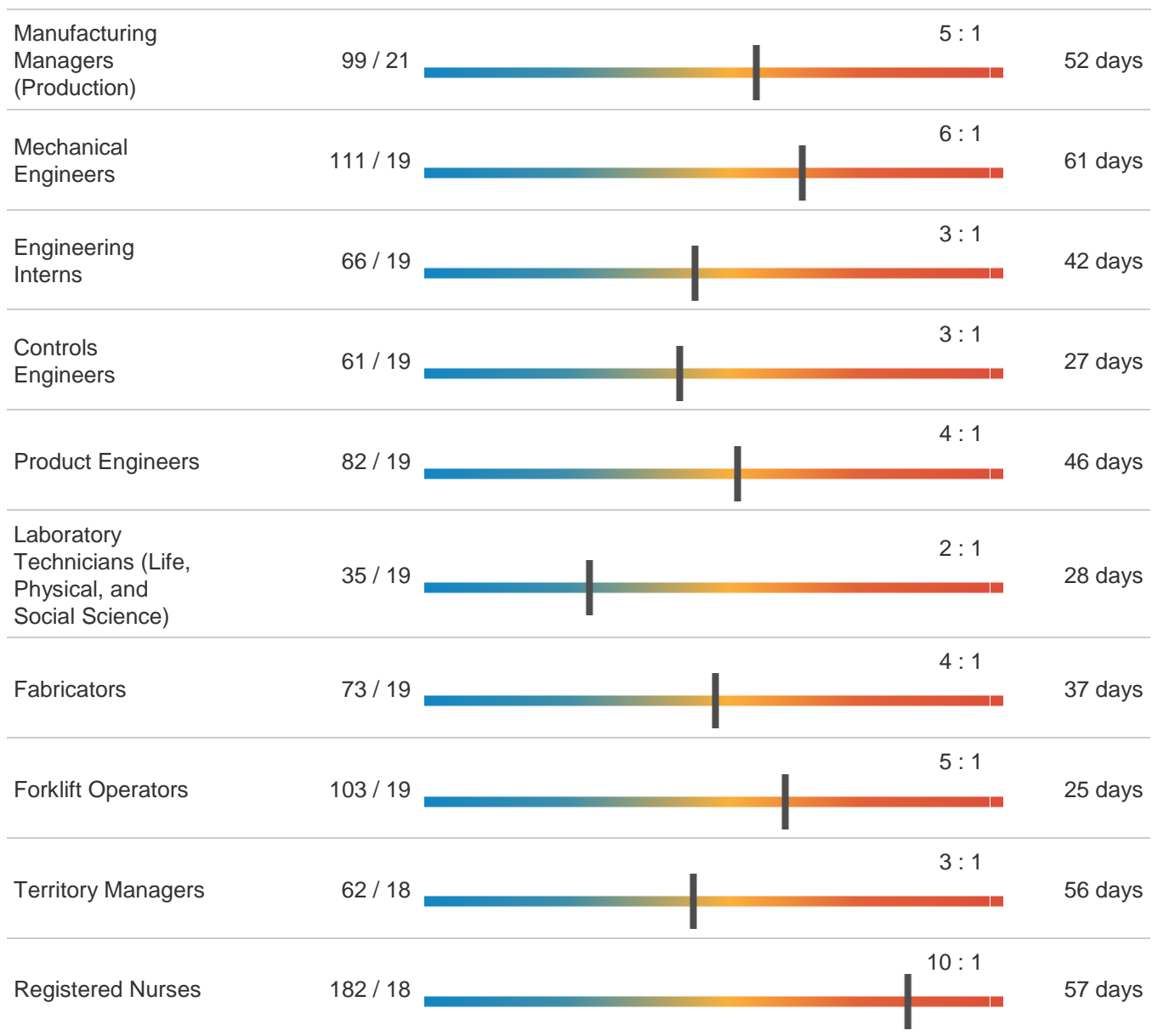


Top Posted Job Titles

Job Title	Total/Unique (Jan 2018 - Dec 2018)	Posting Intensity	Median Posting Duration
Machine Operators (Production)	398 / 111	4 : 1	33 days
Commercial Driver's License (CDL) Drivers	198 / 100	2 : 1	12 days
Sales Representatives	414 / 98	4 : 1	34 days
Production Supervisors	495 / 94	5 : 1	36 days
Retail Sales Associates	321 / 70	5 : 1	27 days
Truck Drivers	208 / 70	3 : 1	9 days
Material Handlers (Transportation and Material Moving)	220 / 70	3 : 1	21 days
Maintenance Mechanics	285 / 66	4 : 1	35 days
Delivery Drivers	259 / 62	4 : 1	53 days
Sales Managers (Sales and Related)	262 / 61	4 : 1	47 days
Sales Managers (Management)	155 / 59	3 : 1	23 days
Customer Service Representatives (Office and Administrative Support)	216 / 57	4 : 1	25 days
Insurance Sales Agents	112 / 54	2 : 1	8 days





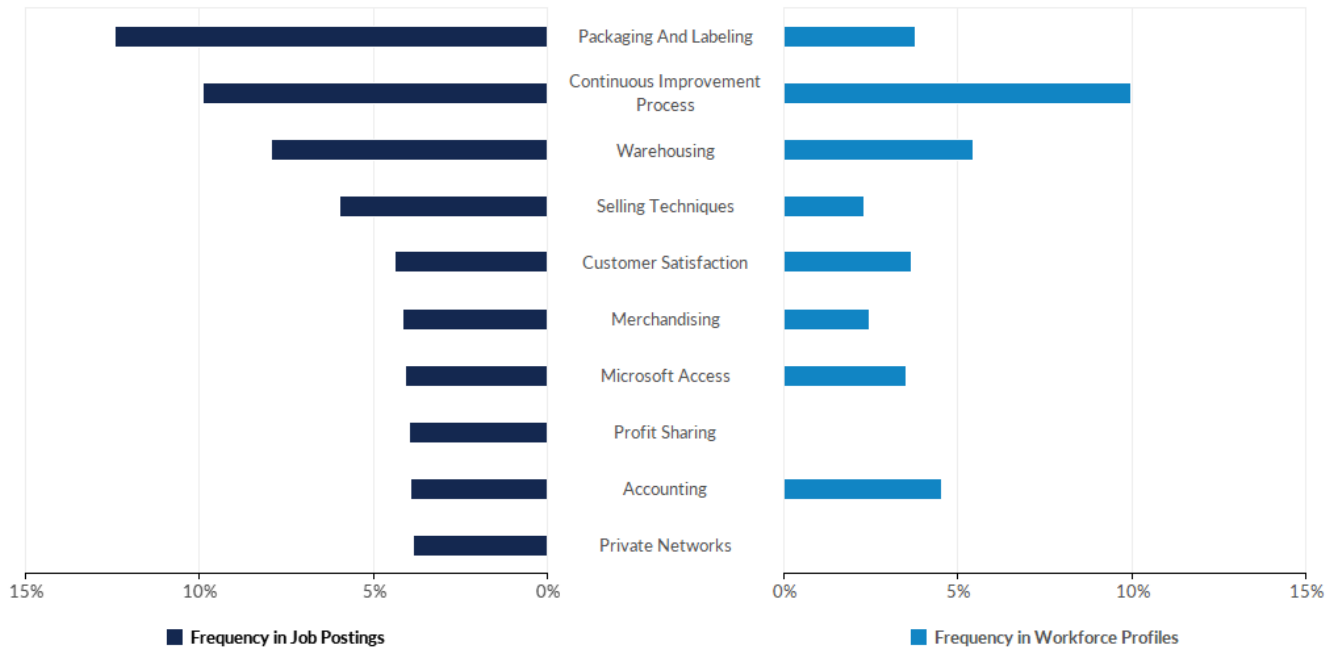


Top Industries

Industry	Total/Unique (Jan 2018 - Dec 2018)	Posting Intensity	Median Posting Duration
Manufacturing	19,343 / 5,082	4 : 1	31 days

The following provides insight into the supply and demand of relevant skills by comparing the frequency of skills present in job postings against skills present in today's workforce. Along with Emsi's job posting analytics, this comparison leverages Emsi's dataset of more than 100M online resumés and profiles. All resumés and profiles used in these comparisons have been updated within the last three years. *The skills associated with workforce profiles represent workers of all education and experience levels.

Top Hard Skills



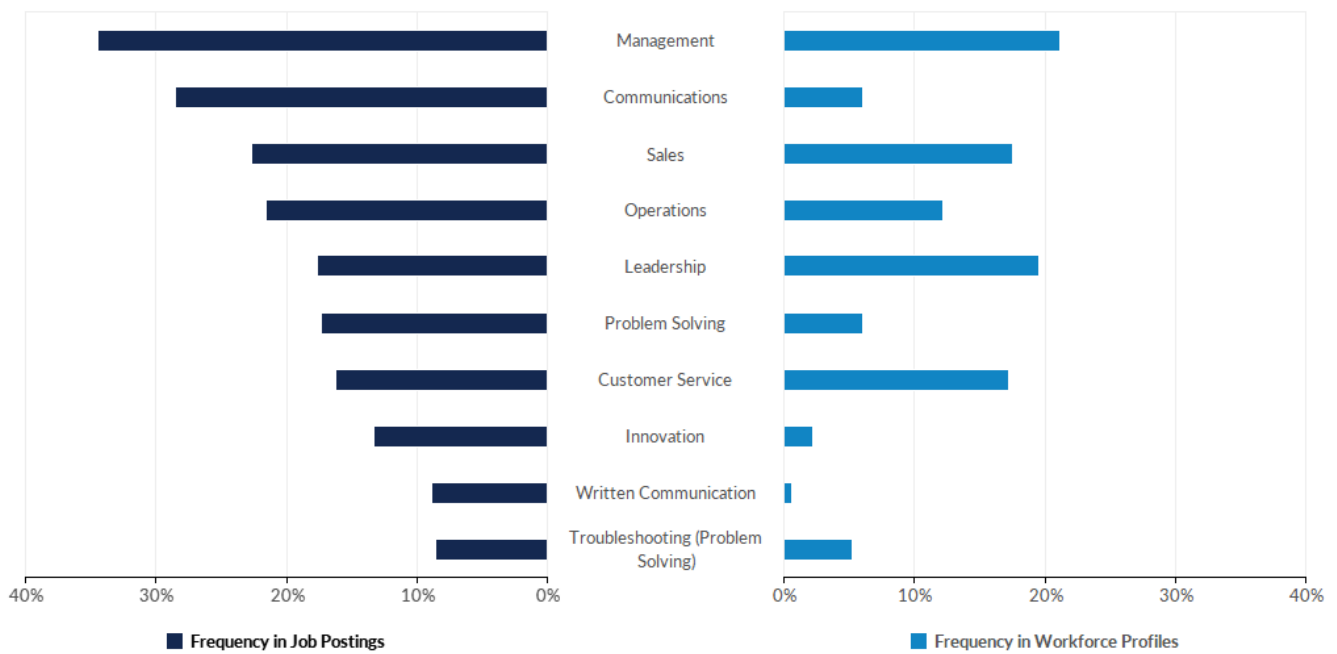
Top Hard Skills

Skill	Frequency in Postings	Postings with Skill / Total Postings (Jan 2018 - Dec 2018)	Frequency in Profiles	Profiles with Skill / Total Profiles (2017 - 2019)
Packaging And Labeling	12%	632 / 5,082	4%	66 / 1,744
Continuous Improvement Process	10%	503 / 5,082	10%	174 / 1,744
Warehousing	8%	403 / 5,082	5%	95 / 1,744
Selling Techniques	6%	304 / 5,082	2%	40 / 1,744
Customer Satisfaction	4%	223 / 5,082	4%	64 / 1,744
Merchandising	4%	211 / 5,082	2%	43 / 1,744
Microsoft Access	4%	208 / 5,082	3%	61 / 1,744
Profit Sharing	4%	201 / 5,082	0%	0 / 1,744
Accounting	4%	199 / 5,082	5%	79 / 1,744

Private Networks	4%	196 / 5,082	0%	0 / 1,744
New Product Development	3%	172 / 5,082	6%	96 / 1,744
Network Switches	3%	171 / 5,082	0%	6 / 1,744
Strategic Business Unit	3%	167 / 5,082	1%	9 / 1,744
Manufacturing Processes	3%	166 / 5,082	1%	15 / 1,744
Furnishing	3%	164 / 5,082	1%	22 / 1,744
Workstations	3%	164 / 5,082	0%	0 / 1,744
Automation	3%	153 / 5,082	3%	59 / 1,744
Product Quality Assurance	3%	152 / 5,082	2%	40 / 1,744
Access Network	3%	150 / 5,082	0%	0 / 1,744
Modems	3%	148 / 5,082	0%	0 / 1,744
Switch (Electrical Components)	3%	148 / 5,082	0%	0 / 1,744
Firewall	3%	148 / 5,082	0%	0 / 1,744
Local Area Networks	3%	147 / 5,082	0%	5 / 1,744
Auditing	3%	146 / 5,082	5%	86 / 1,744
Intrusion Detection And Prevention	3%	145 / 5,082	0%	0 / 1,744
Virtual Private Networks	3%	145 / 5,082	0%	2 / 1,744
Internet Protocolss	3%	142 / 5,082	0%	0 / 1,744
Managed Services	3%	142 / 5,082	0%	0 / 1,744
Corrective And Preventive Actions	3%	141 / 5,082	1%	26 / 1,744
Network Admission Control	3%	140 / 5,082	0%	0 / 1,744
RemoteAccess	3%	136 / 5,082	0%	0 / 1,744
Wide Area Networks	3%	136 / 5,082	0%	4 / 1,744
Strategic Planning	3%	134 / 5,082	7%	128 / 1,744
Preventive Maintenance	3%	134 / 5,082	2%	39 / 1,744
Control Systems	3%	133 / 5,082	1%	13 / 1,744
Unified Communications	3%	132 / 5,082	0%	0 / 1,744
Virtualization	3%	131 / 5,082	0%	3 / 1,744
Video Editing Software	3%	130 / 5,082	0%	0 / 1,744
Purchasing	2%	115 / 5,082	7%	123 / 1,744
Inventory Control	2%	110 / 5,082	3%	52 / 1,744

Quality Management Systems	2%	109 / 5,082	2%	31 / 1,744
Service Provider	2%	109 / 5,082	0%	3 / 1,744
Personal Protective Equipment	2%	107 / 5,082	1%	9 / 1,744
Client Rapport	2%	107 / 5,082	1%	10 / 1,744
Forklift Truck	2%	106 / 5,082	3%	53 / 1,744
Standard Operating Procedure	2%	101 / 5,082	0%	0 / 1,744
Employment Agency	2%	98 / 5,082	0%	0 / 1,744
Business Process Improvement	2%	94 / 5,082	9%	149 / 1,744
Compliance Training	2%	93 / 5,082	0%	0 / 1,744
Lean Manufacturing	2%	91 / 5,082	9%	158 / 1,744

Top Common Skills



Top Common Skills

Skill	Frequency in Postings	Postings with Skill / Total Postings (Jan 2018 - Dec 2018)	Frequency in Profiles	Profiles with Skill / Total Profiles (2017 - 2019)
Management	34%	1,752 / 5,082	21%	369 / 1,744
Communications	28%	1,447 / 5,082	6%	105 / 1,744
Sales	23%	1,150 / 5,082	17%	305 / 1,744
Operations	22%	1,094 / 5,082	12%	212 / 1,744
Leadership	18%	897 / 5,082	20%	341 / 1,744
Problem Solving	17%	883 / 5,082	6%	106 / 1,744
Customer Service	16%	822 / 5,082	17%	301 / 1,744
Innovation	13%	678 / 5,082	2%	39 / 1,744
Written Communication	9%	450 / 5,082	1%	10 / 1,744
Troubleshooting (Problem Solving)	9%	435 / 5,082	5%	92 / 1,744
Microsoft Excel	8%	401 / 5,082	13%	219 / 1,744
Interpersonal Skills	8%	383 / 5,082	1%	22 / 1,744
Computer Literacy	7%	341 / 5,082	1%	24 / 1,744

Presentations	6%	317 / 5,082	4%	65 / 1,744
Research	6%	295 / 5,082	5%	90 / 1,744
Verbal Communication Skills	5%	235 / 5,082	0%	2 / 1,744
Information Technology	5%	231 / 5,082	3%	48 / 1,744
Infrastructure	4%	222 / 5,082	1%	15 / 1,744
Microsoft Office	4%	214 / 5,082	11%	186 / 1,744
Time Management	4%	192 / 5,082	5%	80 / 1,744
Career Development	4%	189 / 5,082	0%	4 / 1,744
Driving	4%	187 / 5,082	1%	18 / 1,744
Coordinating	4%	186 / 5,082	2%	42 / 1,744
Mentorship	4%	184 / 5,082	1%	25 / 1,744
Microsoft Outlook	4%	181 / 5,082	3%	57 / 1,744
Microsoft PowerPoint	3%	177 / 5,082	9%	152 / 1,744
Decision Making	3%	176 / 5,082	1%	17 / 1,744
Trust	3%	160 / 5,082	0%	6 / 1,744
Wireless Communications	3%	159 / 5,082	0%	6 / 1,744
Creativity	3%	138 / 5,082	0%	0 / 1,744
Reliability	2%	122 / 5,082	1%	15 / 1,744
Prioritization	2%	119 / 5,082	1%	11 / 1,744
Clerical Works	2%	117 / 5,082	1%	12 / 1,744
Retail Sales	2%	116 / 5,082	2%	31 / 1,744
Microsoft Word	2%	115 / 5,082	8%	139 / 1,744
Training And Development	2%	109 / 5,082	2%	42 / 1,744
Project Management	2%	104 / 5,082	6%	106 / 1,744
Data Entry	2%	103 / 5,082	2%	40 / 1,744
Quality Assurance	2%	95 / 5,082	3%	57 / 1,744
Unloading	2%	94 / 5,082	1%	19 / 1,744
Construction	2%	86 / 5,082	3%	54 / 1,744
Negotiation	2%	86 / 5,082	4%	62 / 1,744
Investigation	2%	82 / 5,082	1%	17 / 1,744
Mathematics	2%	79 / 5,082	1%	14 / 1,744
Business Acumen	1%	75 / 5,082	1%	11 / 1,744
Hospitality	1%	75 / 5,082	1%	10 / 1,744

Microsoft Windows	1%	73 / 5,082	2%	39 / 1,744
Critical Thinking	1%	73 / 5,082	1%	14 / 1,744
Interpersonal Communications	1%	72 / 5,082	0%	6 / 1,744
Office Suite	1%	71 / 5,082	0%	0 / 1,744

Top Qualifications

Qualification	Postings with Qualification
(American Society For Quality) ASQ Certified	7
Advanced Life Support	6
Advanced Practice Registered Nurse	5
Alliance Of Information And Referral Systems (AIRS) Certified	15
ASNT Non-Destructive Tester	3
Associate Of Science In Nursing	3
Certified Diabetes Educator	2
Certified Case Manager	2
Certified Compensation Professional	1
Certified Diabetes Educator	2
Certified Diversity Recruiter (CDR)	2
Certified Fitness Trainer	5
Certified Fraud Examination	3
Certified Fraud Specialist	1
Certified Information Security Manager	3
Certified Information Systems Security Professional	6
Certified In Production And Inventory Management	2
Certified Internal Auditor	5
Certified Mechanical Inspector	3
Certified Novell Salesperson	1
Certified Nursing Assistant	5
Certified Pharmacy Technician	1
Certified Public Accountant	13
Certified Quality Auditor	2
Certified Quality Engineer	2
Certified Quality Technician	2
Chartered Financial Analyst	2
Cisco Certified Design Professional	1
Cisco Certified Internetwork Expert	10
Cisco Certified Network Associate	11

Cisco Certified Network Professional	4
Cisco Certified Security Professional	2
Commercial Driver's License (CDL)	239
CompTIA Network+	2
CompTIA Security+	12
Environmental Certification	8
Licensed Practical Nurse	17
Licensed Professional Engineer	4
Licensed Vocational Nurses	6
Master Of Business Administration (MBA)	28
Medical License	3
Microsoft Certified Professional	3
Microsoft Certified Systems Engineer	2
National Registry Emergency Medical Technician	2
Nurse Practitioner	6
PMI Certified	2
Product Certification	70
Project Management Professional Certification	3
Quality Certification	3
Residential Electrical Inspector	4

Top Posting Sources

Website	Postings on Website (Jan 2018 - Dec 2018)
Nexxt.com	1,637
Monster.com	889
Glassdoor.com	834
Thejobnetwork.com	803
Employmentcrossing.com	599
Careerbuilder.com	478
Bluecollarcrossing.com	438
Americasjobexchange.com	372
Jobs.net	372
Disabledperson.com	342
Indiana.jobing.com	340
Beyond.com	274
Jofdav.com	249
Ziprecruiter.com	227
Careerarc.com	216
Resume-library.com	214
Jobing.com	200
Mlive.com	196
Neuvoo.com	194
Roanoke.com	189
Careerboard.com	182
Berryplastics.com	180
Snagajob.com	180
Jobserve.com	168
Learn4good.com	138
Alcoa.com	130
Masterbrand.com	125
Geebo.com	107
Packagingcorp.com	107
Meadjohnson.com	90
Gijobs.com	87

Kitchencraft.com	70
Cintas.com	69
Recruit.net	66
Careersinfood.com	63
Retirementjobs.com	62
Hirepurpose.com	60
Jobvertise.com	58
My.jobs	52
Careersingear.com	46
Aksteel.com	40
Dice.com	40
Aschulman.com	34
Prodivnet.com	33
Militarytimes.com	30
Careercast.com	29
Rb.com	28
Johnsoncontrols.com	27
Glassceiling.com	26
Pepsico.com	26

Appendix A - Data Sources and Calculations

Emsi Job Postings

Job postings are collected from various sources and processed/enriched to provide information such as standardized company name, occupation, skills, and geography.

State Data Sources

This report uses state data from the following agencies: Indiana Department of Workforce Development